


# SANITARY 3 WAYS BALL VALVE – With High Position Pad

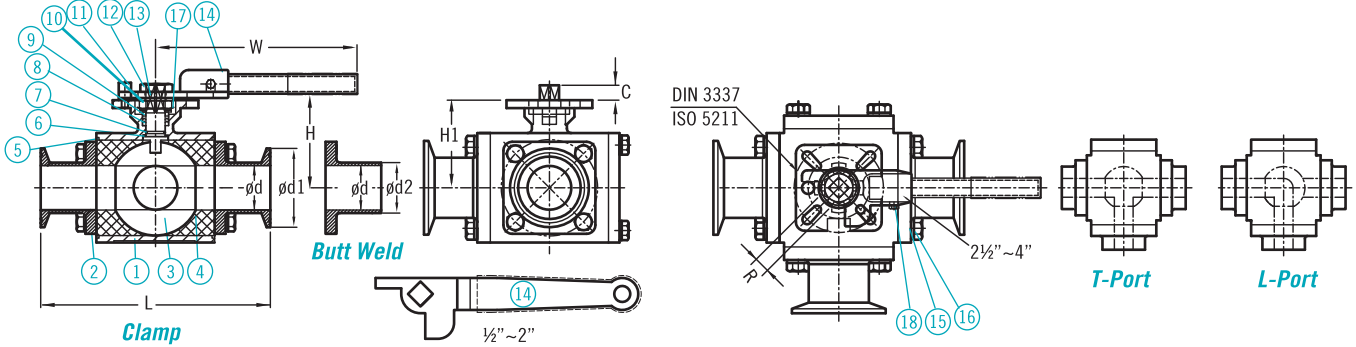
NY-4H-B – BUTT WELD    NY-4H-C – T-CLAMP

## Technical Data

**Full Port, 3 piece type- Inside port finish  $Ra \leq 0.4$**   
**Material:** Wetted parts ASTM A351 CF8M / 316  
**Connection Size:** ½”(15mm), ¾”(20mm), 1”(25mm), 1½”(40mm),  
 2”(50mm), 2½”(65mm), 3”(80mm), 4”(100mm)  
**Connection Type:** Clamp & Tube butt weld ends available  
**ISO 5211 Mounting Pad- High position pad**  
**Locking Device:** Valve operated locking in open or closed position  
**Blow-Out Proof Stem & Solid Ball**  
**Working Temperature Limited:** -20°F ~ 350°F (-5°C ~ 175°C)  
**Working Pressure Limited:** 1000psi (70kg/cm<sup>2</sup>) for ½”~1”;  
 800psi (56kg/cm<sup>2</sup>) for 1½”~2”;  
 600psi (42kg/cm<sup>2</sup>) for 2½”~4”  
 Valves inspected and tested according to **API 598 standard**.



## Dimensions



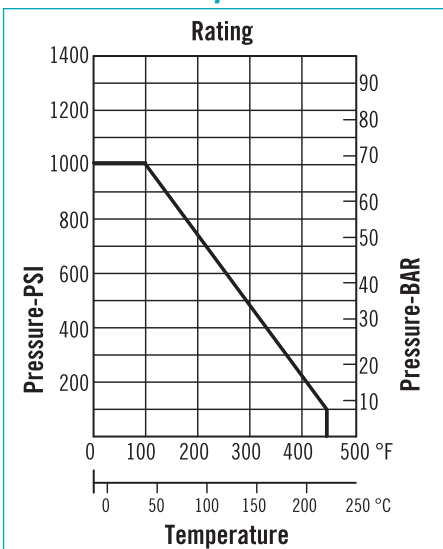
unit=mm

mm	Size inch	ISO-5211	W	H	H1	C	L	ød	ød1	ød2	R	TORQUE Inch/Lbs
15	½	F03 / F04	121	78	44.5	9	118	9.5	25.4	12.7	9	79
20	¾	F03 / F04	121	82	48	9	127	15.8	25.4	19.1	9	85
25	1	F04 / F05	137	90	59	11	152.4	22.2	50.4	25.4	11	110
40	1½	F05 / F07	182	110	72	14	175	35	50.4	38.2	14	290
50	2	F05 / F07	182	114.7	82	14	180	47.6	63.9	50.8	14	680
65	2½	F07 / F10	370	108	100	17	228	60.2	77.5	63.4	17	1060
80	3	F10 / F12	400	134	125.5	23	260	73	90.9	76.2	22	1770
100	4	F10 / F12	400	140	132.5	23	318	97.4	118.9	101.6	22	1900

## Parts List

Item	Parts Name	Material	Item	Parts Name	Material
1	Body	ASTM A351 CF8M / 316	10	Bevel Washer	AISI 304
2	Cap	ASTM A351 CF8M / 316	11	Stop Pin	AISI 316
3	Ball	ASTM A351 CF8M / 316	12	Nut	AISI 304
4	Seat	PTFE	13	Stem	AISI 316
5	Gasket	PTFE	14	Handle	AISI 304
6	Thrust Washer	PTFE	15	Spring Washer	AISI 304
7	O-Ring	Viton	16	Bolt	AISI 304
8	Stem Packing	PTFE	17	Prevaling Device	AISI 304
9	Ring	AISI 304	18	Nut	AISI 304

## Pressure-Temperature



## Ordering Information

NY-4H	Code	Model
	B	Butt Weld Ends
	C	T-Clamp
	Code	Body Material
	S	CF8M / SS316
	Code	Connection Size
	(A) ½” (B) ¾” (C) 1” (D) 1½”	
	(E) 2” (F) 2½” (G) 3” (H) 4”	
NY-4H		Complete Ordering Code